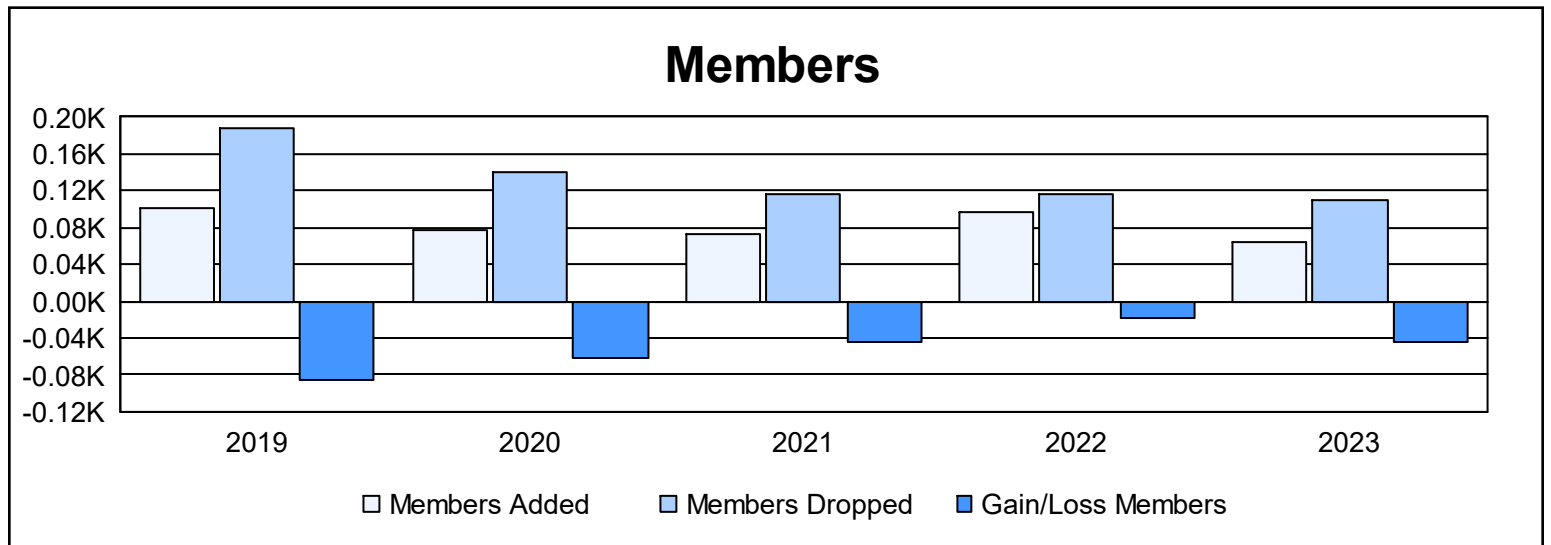
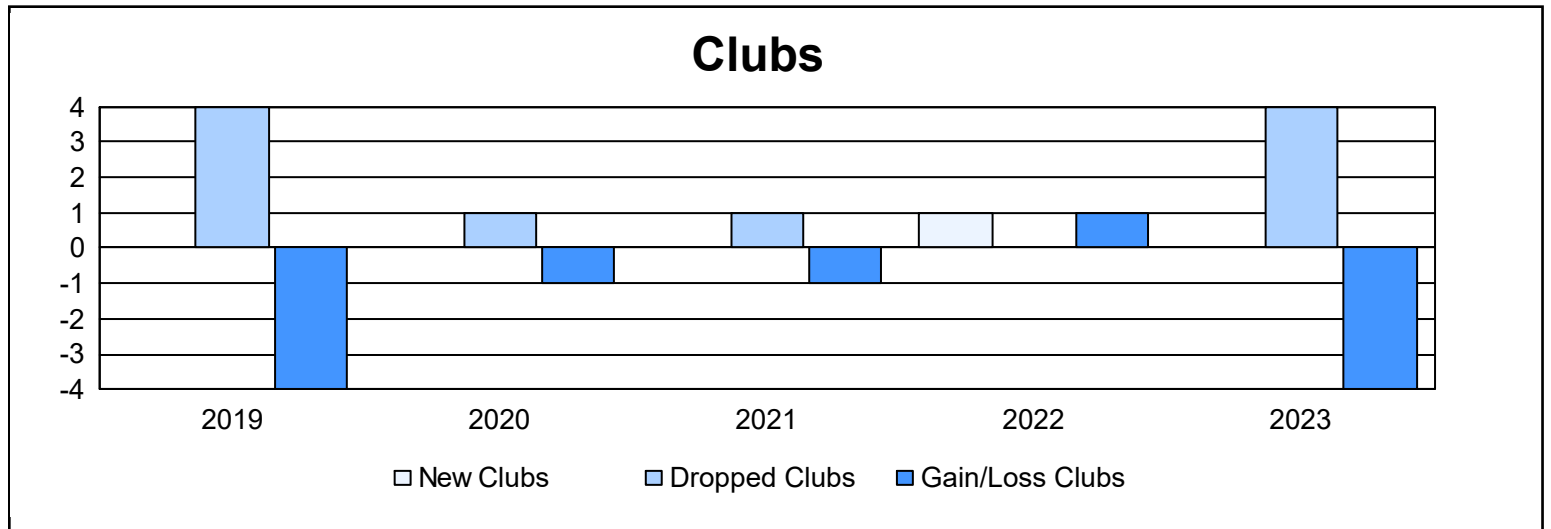
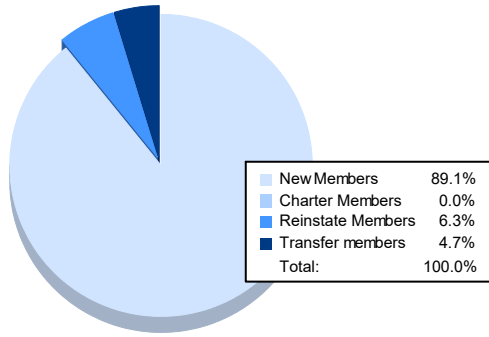


| Year | New Clubs | Dropped Clubs | Gain/ Loss Clubs | New Members | Charter Members | Reinstate Members | Transfer Members | Total Member Added | Total Members Dropped | Gain/ Loss Members |
|----------------|-----------|---------------|------------------|-------------|-----------------|-------------------|------------------|--------------------|-----------------------|--------------------|
| 2018-2019 | 0 | 4 | -4 | 93 | 0 | 3 | 6 | 102 | 187 | -85 |
| 2019-2020 | 0 | 1 | -1 | 53 | 1 | 17 | 7 | 78 | 140 | -62 |
| 2020-2021 | 0 | 1 | -1 | 52 | 0 | 17 | 3 | 72 | 116 | -44 |
| 2021-2022 | 1 | 0 | 1 | 60 | 32 | 1 | 4 | 97 | 116 | -19 |
| 2022-2023 | 0 | 4 | -4 | 57 | 0 | 4 | 3 | 64 | 109 | -45 |
| Average | 0 | 2 | -2 | 63 | 7 | 8 | 5 | 83 | 134 | -51 |



Membership Composition June 2023 Cumulative



Gender Composition June 2023 Cumulative

